

MD2001 Motion Detector

SINGLE CHANNEL, ANALOG VIDEO

Product Features

- Easy to Install
- 120 or 230 VAC Models Available
- Detects Motion in a CCTV Camera Field of View
- Provides Extremely Consistent Detection Levels and High Levels of Noise Immunity
- On-Screen Window Defines Sensitized Detection Area on the Screen
- Adjustable Sensitivity Automatically Compensates for Changes in Light Levels
- Only Standard Video from a Camera Is Required
- Available Switch Closure to Start an Auxiliary Device Such as a Time-Lapse VCR

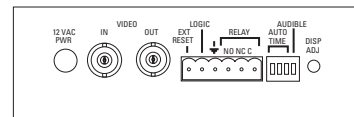
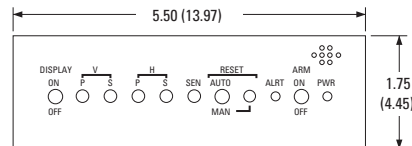



The **MD2001** is an analog video motion detector designed to detect motion in a CCTV camera field of view.

The **MD2001** utilizes solid-state circuitry and provides consistent detection levels and high levels of noise immunity. An on-screen window defines the sensitized detection area of the screen. Front panel controls allow for vertical and horizontal size and positioning of the detection area. Sensitivity is adjustable and automatically compensates for slow changes in light levels.

Only standard video from a camera is required. No external sync devices are necessary. The video input is passively looped to the output to allow the motion detector to be turned off with no loss of video.

Upon detection of motion, the **MD2001** alerts the operator with a two-tone audio beeper and a flashing LED, and provides a switch closure to start an auxiliary device such as a time-lapse VCR. Also, the **MD2001** allows for automatic or manual reset.



NOTE: VALUES IN PARENTHESES ARE CENTIMETERS; ALL OTHERS ARE INCHES.



DataFAX
SPEC: 2616
MANUAL: 26166

C616 / REVISED 10-97



TECHNICAL SPECIFICATIONS

MODELS

MD2001	Single channel, analog video motion detector, 120 VAC input.
MD2001-X	Same as MD2001 except 230 VAC input

ELECTRICAL

Video Input	Passive looping: 525 lines, 60 Hz; 625 lines, 50 Hz
Power Input	1.5 VA at 12 volts RMS \pm 15 percent, 50/60 Hz (dedicated isolated power supply). 120 VAC wall transformer provided with unit (230 VAC wall transformer with MD2001-X)
Relay Contact Voltage	40 VDC or RMS maximum
Current	0.8 amp DC or RMS maximum (resistive load)
Logic Output	+10 volts logic, active low (grounded)
Connectors	Two video BNC connectors (Video In/Video Out) One 6-pin mating plug One 12 VAC power jack (for wall transformer power input)

MECHANICAL


Alert Actions	Two-tone beeper, flashing LED (red), relay contacts, and logic output (active ground)
Sensitivity	Adjustable
Auto-On Timer	DIP switch with timer settings
Display Adjustment	Window outline from white to black

CONTROLS

Front Panel Controls and Indicators

DISPLAY	Toggle switch activates/deactivates detection window display
V (P and S)	Adjusts vertical positioning and size of detection window
H (P and S)	Adjusts horizontal positioning and size of detection window
SENS	Adjusts sensitivity
RESET (AUTO/MAN)	Toggle switch toggles automatic/manual; reset push button for manual reset
ALRT	Red LED flashes with motion detection
ARM	Toggle switch activates/deactivates relay logic output and audible alert functions
PWR	Green LED lights with power on

Rear Panel Controls and Connections

EXT RESET	External reset connection
LOGIC	Logic output connection
 (ground symbol)	Ground for LOGIC output or EXT RESET
RELAY	Normally open (N.O.) relay contact connection Normally closed (N.C.) relay contact connection Common (C) relay contact connection
AUTO TIME	DIP switch for automatic reset timer settings
AUDIBLE	DIP switch activates/deactivates audible buzzer
DISP ADJ	Adjusts detection area window outline from white to black

GENERAL

Environment	Indoor only
Operating Range	32° to 120°F (0° to 49°C)
Construction	
Chassis	Steel, galvanized
Cover	Steel, black polyester powder coat
Front Panel	Aluminum, black polyester powder coat
Rear Panel	Steel, black polyester powder coat
Unit Weight	
MD2001	2.65 lb (1.20 kg)
MD2001-X	3 lb (1.36 kg)
Shipping Weight	4 lb (1.8 kg) (both models)

OPTIONAL ACCESSORIES

DT200	Dual desktop mount kit; two units can be mounted side-by-side in one desktop chassis.
R300	Rack mounting kit (1 RU) for up to three modules. Blank filler panels provided for less than three modules. (Factory racking available for R300 rack kit only. Specify when ordering.)



Pelco Worldwide Headquarters:

3500 Pelco Way, Clovis, California 93612-5699 USA

USA & Canada Tel: (800) 289-9100 • FAX (800) 289-9150 • DataFAX (800) 289-9108

International Tel: (559) 292-1981 • FAX (559) 348-1120 • DataFAX (559) 292-0435

www.pelco.com

Specifications subject to change without notice.

©Copyright 1997, Pelco. All rights reserved.