

LENSES

I-T-III SERIES









1/3-type Auto Iris Lenses	Super Wide WV-LA2R8C3B 2.8 mm, F1.3		Wide WV-LA4R5C3B 4.5 mm, F1.2		Standard WV-LA9C3B 9 mm, F1.2	
Focal Length	2.8 mm		4.5 mm		9 mm	
Aperture Ratio	F1.3 to F176, close		F1.2 to F176, close		F1.2 to F176, close	
Iris Type	Automatic		Automatic		Automatic	
Image Size	4.8 (H) x 3.6 (V) mm (equivalent to 1/3")		4.8 (H) x 3.6 (V) mm (equivalent to 1/3")		4.8 (H) x 3.6 (V) mm (equivalent to 1/3")	
Angular Field of View	H 88.6° V 68.6°		H 58.7° V 44.2°		H 30.1° V 22.5°	
Minimum Object Distance	Determined by Camera		Determined by Camera		Determined by Camera	
Optical Filter Size	None		None		None	
Mount	Special C-Mount, (CS-Mount, 1-32UN)		Special C-Mount, (CS-Mount, 1-32UN)		Special C-Mount, (CS-Mount, 1-32UN)	
Weight	45 g		45 g		40 g	
Dimensions (D x H)	ø52 x 31.8 mm		ø52 x 31.8 mm		ø52 x 31.8 mm	

IMAGE CAPTURE



1/3-type Variable Focal Lens	2x Variable WV-LZA62/2 2.8 - 6 mm F1.4 (wide) F2.1 (tele)	
Focal Length	2.8 - 6 mm	
Aperture Ratio	F1.4 (Wide) to F176, close F2.1 (Tele) to F176, close	
Iris Type	Automatic	
Image Size	4.8 (H) x 3.6 (V) mm (ø6 mm)	
Angular Field of View	H 47.9° (Tele) 99.6° (Wide) V 35.6° (Tele) 72.9° (Wide)	
Minimum Object Distance	1.2 m - ∞	
Mount	Special C-Mount	
Weight	118 g	
Dimensions (W x H x D)	64 x 60 x 60.9 mm	

1/3-type Zoom Lens	15x Motorized WV-LZ61/15 6 - 90 mm, F1.6	
Focal Length	6 - 90 mm (15x)	
Aperture Ratio	F1.6 (Wide) to F176, close F2.6 (Tele) to F176, close	
Iris Type	Automatic	
Image Size	4.8 (H) x 3.6 (V) mm (equivalent to 1/3")	
Angular Field of View	H 3.2° (Tele) 44.4° (Wide) V 2.4° (Tele) 33.6° (Wide)	
Minimum Object Distance	2.0 m	
Optical Filter Size	M46 mm, P=0.75 mm	
Mount	Special C-Mount, (CS-Mount, 1-32UN)	
Weight	260 g	
Dimensions (W x H x D)	79 x 67 x 87 mm	
Zoom and Focus Control	Control Voltage: ±6 to ±12V DC (Accept, Wide Voltage) Polarity: Zoom: (-) Tele: (+) Wide Focus: (-) Near: (+) Far Operating Speed: Zoom: Approx. 7 sec. at ±6 - ±12V DC Focus: Approx. 7.5 sec. at ±6 - ±12V DC	
Focus Control	Far: 120 mA at +6 - +12V DC Near: 120 mA at -16 - -12V DC	
Zoom Control	Wide: 120 mA at +6 - +12V DC Tele: 120 mA at -16 - -12V DC	
Pin Configuration	1. Common 2. Not Used 3. Focus 4. Zoom	


PROCESSING

1/3-type Variable Focal Lenses	2x Variable WV-LZA61/2S 3.8 - 8 mm F1.4 (wide) F1.8 (tele)		8x Variable WV-LZ62/8S 5 - 40 mm F1.6 (wide) F1.9 (tele)		2x Variable WV-LZF61/2 3.8 - 8 mm F1.4 (wide) F1.8 (tele)	
Focal Length	3.8 - 8 mm		5 - 40 mm		3.8 - 8 mm	
Aperture Ratio	F1.4 (Wide) to F176, close F1.8 (Tele) to F176, close		F1.6 (Wide) to F176, close F1.9 (Tele) to F176, close		F1.4 (Wide) to F1.8 (Tele)	
Iris Type	Automatic		Automatic		Fixed	
Image Size	4.8 (H) x 3.6 (V) mm (ø6 mm)		4.8 (H) x 3.6 (V) mm (ø6 mm)		4.8 (H) x 3.6 (V) mm (ø6 mm)	
Angular Field of View	H 35.6° (Tele) 73.6° (Wide) V 26.6° (Tele) 53.4° (Wide)		H 6.6° (Tele) 52° (Wide) V 5.0° (Tele) 39.6° (Wide)		H 35.6° (Tele) 73.6° (Wide) V 26.5° (Tele) 53.4° (Wide)	
Minimum Object Distance	1.2 m - ∞		1.2 m - ∞		Adjusted by Camera	
Optical Filter Size	M30.5 mm, P = 0.5 mm		None		None	
Mount	Special C-Mount, (CS-Mount, 1-32UN)		Special C-Mount, (CS-Mount, 1-32UN)		Special C-Mount, (CS-Mount, 1-32UN)	
Weight	75 g		110 g		53 g	
Dimensions (W x H x D)	60.5 x 53 x 45.3 mm		61 x 52 x 65 mm		ø40 (D) x 49.3 (H) mm	

RECORDING/ARCHIVING

1/2-type Zoom Lenses	6x Motorized WV-LZ81/6 8.5 - 51 mm, F1.2		10x Motorized WV-LZ81/10 8.0 - 80 mm, F1.4	
Focal Length	8.5 - 51 mm (6x)		8 - 80 mm (10x)	
Aperture Ratio	F1.2 (Wide) to F64, close F1.3 (Tele) to F64, close		F1.4 (Wide) to F64, close F1.7 (Tele) to F64, close	
Iris Type	Automatic		Automatic	
Image Size	6.4 (H) x 4.8 (V) mm (equivalent to 1/2")		6.4 (H) x 4.8 (V) mm (equivalent to 1/2")	
Angular Field of View 1/2"	H 7.2° (Tele) 41.9° (Wide) V 5.5° (Tele) 31.3° (Wide)		H 4.6° (Tele) 44.6° (Wide) V 3.5° (Tele) 33.5° (Wide)	
Angular Field of View 1/3"	H 5.5° (Tele) 31.4° (Wide) V 4.1° (Tele) 23.5° (Wide)		H 3.5° (Tele) 33.5° (Wide) V 2.6° (Tele) 25.2° (Wide)	
Minimum Object Distance	1 m		1.1 m	
Optical Filter Size	M49 mm, P = 0.75 mm		M55 mm, P = 0.75 mm	
Mount	Special C-Mount, (CS-Mount, 1-32UN)		Special C-Mount, (CS-Mount, 1-32UN)	
Weight	420 g		450 g	
Dimensions (W x H x D)	85 x 66 x 114 mm		81 x 66 x 114 mm	
Zoom and Focus Control	Control Voltage: ±6 to ±12V DC (Accept, Wide Voltage) Polarity: Zoom: (-) Tele: (+) Wide Focus: (-) Near: (+) Far Zoom: Approx. 9 sec. at ±6V DC Approx. 6 sec. at ±8V DC Approx. 4 sec. at ±12V DC Focus: Approx. 8 sec. at ±6V DC Approx. 4 sec. at ±8V DC Approx. 2 sec. at ±12V DC		Control Voltage: ±6 to ±12V DC (Accept, Wide Voltage) Polarity: Zoom: (-) Tele: (+) Wide Focus: (-) Near: (+) Far Zoom: Approx. 9 sec. at ±6V DC Approx. 6 sec. at ±8V DC Approx. 4 sec. at ±12V DC Focus: Approx. 12 sec. at ±6V DC Approx. 7 sec. at ±8V DC Approx. 3 sec. at ±12V DC	
Focus Control	Far: 24 mA at +8V DC Near: 24 mA at -8V DC		Far: 67 mA at +8V DC Near: 35 mA at -8V DC	
Zoom Control	Wide: 24 mA at +8V DC Tele: 24 mA at -8V DC		Wide: 28 mA at +8V DC Tele: 28 mA at -8V DC	
Pin Configuration	1. Common 2. Not Used 3. Focus 4. Zoom		1. Common 2. Not Used 3. Focus 4. Zoom	

VIEWING

1/2-type Variable Focal Lens	2x Variable WV-LZ80/2 6 - 12 mm, F1.4	
Focal Length	6 - 12 mm	
Aperture Ratio	F1.4 to F64, close	
Iris Type	Automatic	
Image Size	6.4 (H) x 4.8 (V) mm (equivalent to 1/2")	
Angular Field of View 1/2"	H 29.5° (Tele) 56.7° (Wide) V 22.6° (Tele) 43.5° (Wide)	
Angular Field of View 1/3"	H 22.4° (Tele) 43.4° (Wide) V 17.0° (Tele) 32.9° (Wide)	
Minimum Object Distance	0.3 m	
Optical Filter Size	M37.5 mm, P = 0.5 mm	
Mount	Special C-Mount, (CS-Mount, 1-32UN)	
Weight	94 g	
Dimensions (W x H x D)	64 x 45 x 56 mm	