



The Value Line includes a select group of camera styles equipped with high-quality electronics similar to the Premier Line, but with fewer features for a lower cost.

Our Value Line discreet cameras offer basic performance with a focus on economy. These models have high-quality electronics similar to our Premier Line, but have fewer features so we can offer them at a lower price.

All GBC by Kalatel Value Line black-and-white cameras deliver a resolution of 400 TV lines and light

sensitivity of 0.1 lux. The color cameras deliver a resolution of 350 TV lines and light sensitivity of 1 lux.

GBC by Kalatel Value Line cameras feature a high-speed electronic shutter that compensates for changing lighting conditions, from bright sunlight to dim outdoor lighting. They also feature a

backlight compensation circuit that prevents foreground objects from becoming silhouetted against bright backgrounds. Each includes a plug-in power supply and easy-connect leads for simple installation.

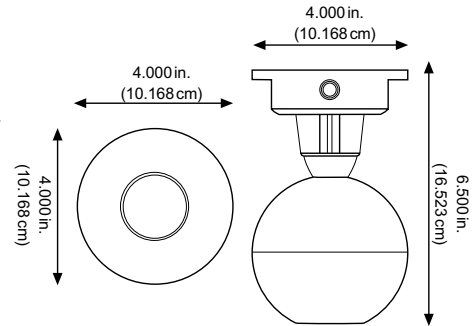
Please consult the part number guide to configure the camera that best meets your needs—and your budget.

Ball Camera

BC-150/850



- 6.5 in. high with mount
- Operates in temperatures from -20 to 140 °F
- Color or black-and-white camera
- 2.5 or 4 mm lens

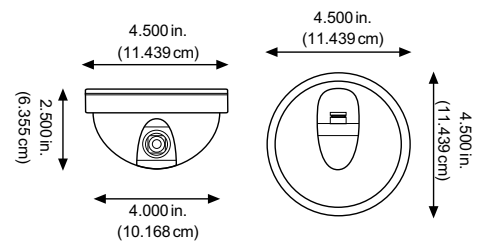


4-inch Dome Camera

DS-150/850



- Dome conceals camera position
- Camera can be rotated 360° and tilted 90° during installation
- Color or black-and-white camera
- 2.5 or 4 mm lens

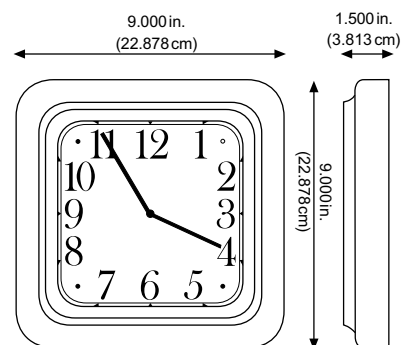


Clock Camera

CL-150/850



- Working battery-operated quartz clock
- Color or black-and-white camera
- 3.6 or 5 mm pinhole lens

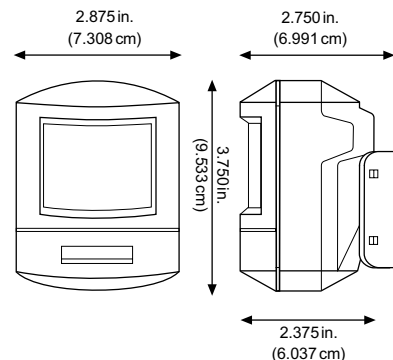


PIR Camera

PN-150/850



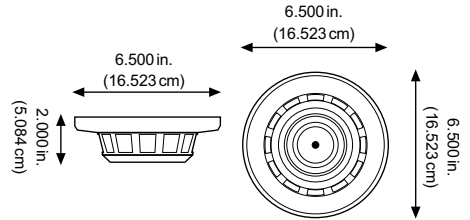
- Can be mounted on a wall or in a corner
- Color or black-and-white camera
- 2.5 or 4 mm lens
- No PIR electronics



Smoke Detector Camera SD-150/850



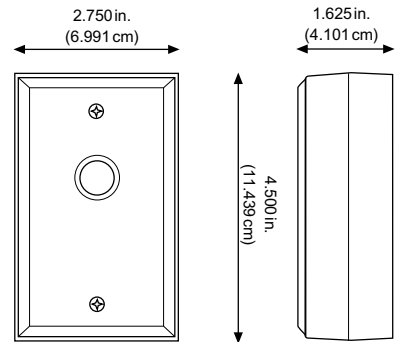
- Resembles many popular models of commercial smoke detectors
- Down-viewing color or black-and-white camera
- 3.6 or 5 mm pinhole lens
- No smoke detector electronics



Surface-Mount Camera SM-150/850



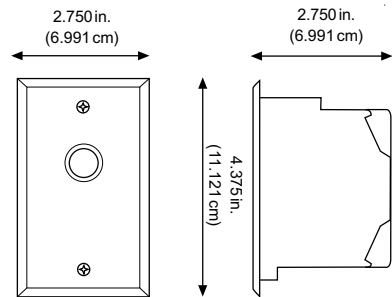
- Brushed stainless steel front plate
- Surface-mount box included
- Color or black-and-white camera
- 2.5 or 4 mm lens



In-Wall Camera IW-150/850



- Brushed stainless steel front plate
- Mounts in single gang box (included)
- Color or black-and-white camera
- 2.5 or 4 mm lens



Technical Specifications

Black-and-White Camera

Image sensor	1/3-in. interline transfer CCD
Scanning system	2:1 interlace—525 lines, 60 fields (EIA); optional 625 lines, 50 fields (CCIR)
Effective picture elements	512 (H) x 492 (V)
Resolution	425 TVL
Sensitivity (Minimum illumination)	0.1 lux @ f1.2 0.01 lux (faceplate) 0.3 lux with pinhole lens
Signal-to-noise ratio	48 dB (AGC off)
AGC	Max 30 dB
Backlight compensation	On (under AES), center weighted
Synchronization	Internal
Gamma compensation	0.45
Video output	1.0 V pk-pk 75 ohm unbalanced
Electronic shutter	AES 1/60–1/100,000 sec.
Power supply	12 VDC
Power consumption	95 mA 1.14 w
Operating temperature	0 to 140 °F (-18 to 60 °C)

Color Camera

Image sensor	1/3-in. interline transfer CCD
Scanning system	2:1 interlace—525 lines, 60 fields (NTSC); optional 625 lines, 50 fields (PAL)
Effective picture elements	512 (H) x 492 (V)
Resolution	380 TVL
Sensitivity (Minimum illumination)	1 lux @ f1.2 0.1 lux (faceplate) 3 lux with pinhole lens
Signal-to-noise ratio	48 dB (AGC off)
AGC	Max 30 dB
Backlight compensation	On (under AES), center weighted
Synchronization	Internal
Gamma compensation	0.45
Video output	1.0 V pk-pk 75 ohm unbalanced
Electronic shutter	AES 1/60–1/100,000 sec.
White balance	Auto white balance 2,500 to 11,000 °K
Power supply	12 VDC
Power consumption	120 mA 1.45 w
Operating temperature	0 to 140 °F (-18 to 60 °C)

GBC - [] [] - [] 50 - [] []

Standard Lens

Camera Style

BC	Ball
DS	4-inch Dome
IW	In Wall
PN	PIR, no PIR electronics
SM	Surface Mount

Camera Type

1	Black-and-White
8	Color

Lens

2.5	2.5 mm
4	4 mm

Pinhole Lens

CL	Clock	1	Black-and-White	P3	3.6 mm pinhole
SD	Down-Viewing Smoke Detector	8	Color	P5	5 mm pinhole

All cameras include power supply

Mailing Address

PMB 225, P.O. Box 3004
Corvallis, OR, USA 97339
www.kalatel.com

Americas

toll free 800-469-1676
tel 541-754-9133
fax 541-754-7162

Asia

tel 852-2907-8108
fax 852-2142-5063

Australia

tel 61-3-9259-4700
fax 61-3-9259-4799