

Conway Mounting Brackets

CMB1, CMB2, CMB3 plus CMB0

The Conway CMB range of wall mounting brackets is designed specifically to support pan and tilt, housing and camera combinations up to a maximum weight of 40kg for the CMB0, 20kg for the CMB1 and CMB2 type and 10kg for the CMB3 bracket.

The CMB0 and CMB2 provide solid platforms for mounting pan and tilt assemblies. Both have a standard 4" PCD hole configuration for to which the pan and tilt can be fixed. The CMB0 has a square, four position, mounting foot which reduces the chances of the bracket twisting.

On the CMB1 and CMB3, loosening the central pivot bolt allows the camera assembly to be panned through 360 degrees, while the tilt remains unaffected.

To adjust the tilt, loosen the two central tilt pivot bolts plus the two locking bolts. Once position has been achieved tighten the pivot & locking bolts.

Tilt movement is 90° degrees in the case of CMB1/CMB3 brackets.

Special Finishes At Conway we manufacture all of our products at our factories in High Wycombe and are therefore able to apply special colour finishes to customer specifications.

Sizes for all applications

Cast aluminum construction

*Powder coat finish to
BS10A03 morning mist*

Corner Kits available

Special finishes available

Rigid design

*Column mounting kits
available*

*Stainless steel adjustable
swivel mounts
(CMB1 and CMB3)*

Products not shown to scale



CMB1/CMB2/CMB3/CMB0

D09-1 issue 2 - 01/09/00

Page 1 of 2

CMB1, CMB2, CMB3 plus CMB0

Specifications

Material

Aluminium alloy casting

Finish

Powder coated

Swivel

Stainless steel with stainless steel fittings

Weight

CMB0 4.5 kg

CMB1 1.65 kg

CMB2 1.55 kg

CMB3 645g

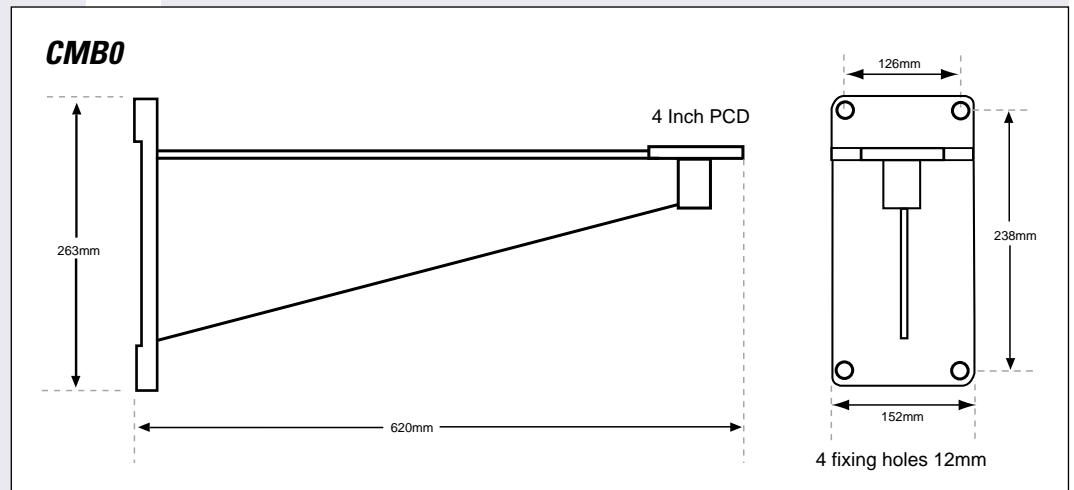
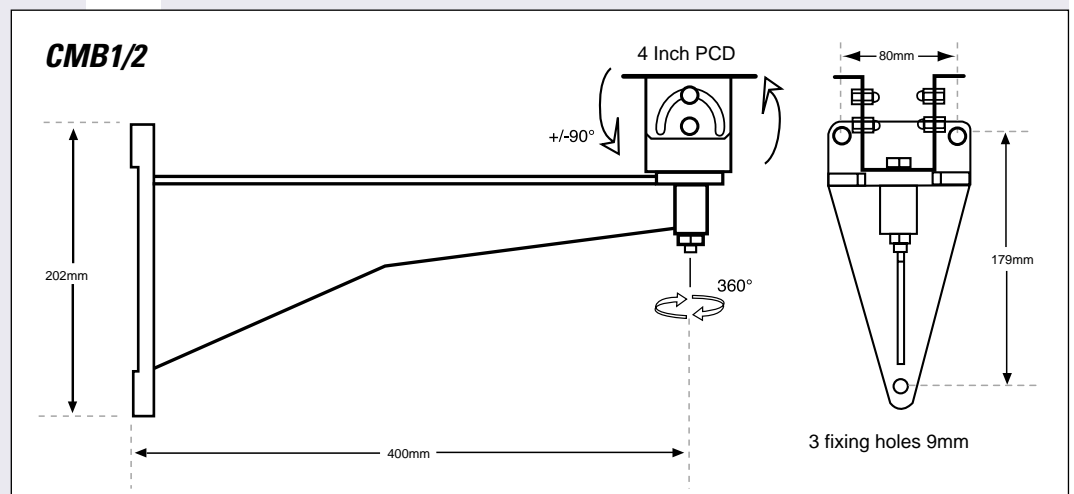
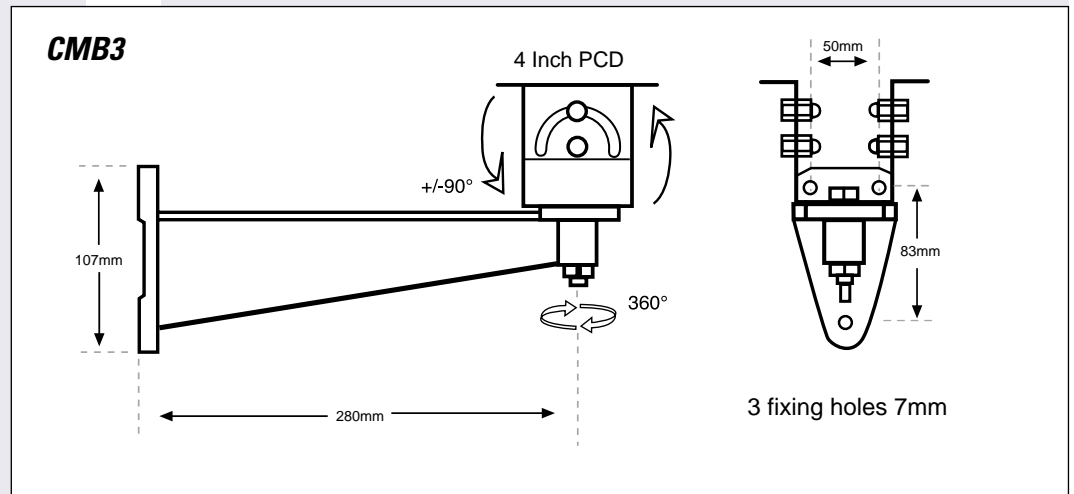
Max Load Weight

CMB0 40kg

CMB1 20 kg

CMB2 20 kg

CMB3 10kg



Notes

All dimensions for CMB2 are as CMB1 but the swivel is replaced by pan and tilt mounting plate.

Due to a policy of continual improvement, specifications may be subject to change. Drawings not shown to scale.